
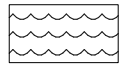


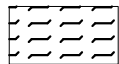
ZONE 1      STANDARD PERENNIAL FLOWERS & SHRUBS  
PER VALLEY-WIDE STD. PLANT PALLETTE



ZONE 2      SEE BIO-SWALE ZONE 2 PLANT PALLETTE  
24" - 36" TYPICAL PLANT SPACING



ZONE 3      SEE BIO-SWALE ZONE 3 PLANT PALLETTE  
12" - 24" TYPICAL PLANT SPACING



ZONE 4      STANDARD ORNAMENTAL SHRUBS, SCREEN HEDGES & VINES  
PER VALLEY-WIDE STD. PLANT PALLETTE

LD Consulting 2012 (Any deviation or reproduction of this design must be approved in writing by Valley-Wide Recreation & Park District)



# VALLEY-WIDE RECREATION & PARK DISTRICT

## PARKWAY PLANTING PLAN VIEW

WQ-02  
REV. 2012